



SPACE FOUNDATION

Education Programs  
Inspiring Tomorrow's Explorers

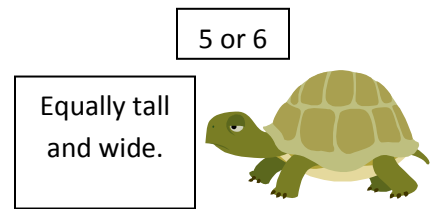
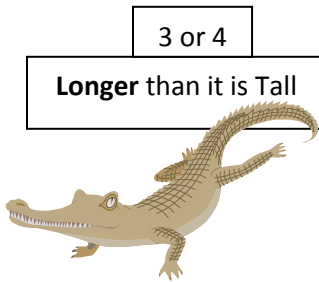
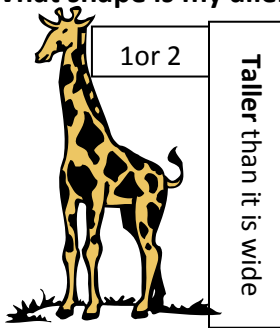


## Create an ALIEN!


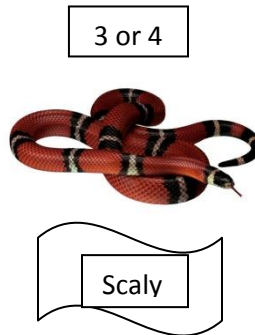
The directions below help you create a one of a kind alien. All you need is some paper, dice, and some coloring supplies. Let your imagination go WILD.

**Directions:** Roll the die for each category to figure out what your alien will look like. Circle the trait that your alien gets for each category so that you can keep track.

### 1. What shape is my alien? ROLL

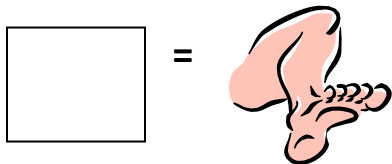


### 2. What type of skin does my alien have? ROLL



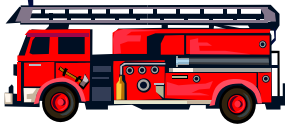
### 3. How many legs does my Alien have? ROLL

Multiply the number you roll by 2 and that is how many legs your alien has!





4. How big is my Alien? ROLL



1 or 2

HUGE



3 or 4

Medium



5 or 6

Tiny

5. How many eyes does my alien have? ROLL

The number you roll is the number of eyes your alien has.



=



6. What type of teeth does my alien have? ROLL

1 or 2

Beak



3 or 4

Sharp Teeth



5 or 6

Flat Teeth



7. What habitat does my alien live in? ROLL

1




Ocean

2



Forest

3



Cave

4




Meadow

5



Desert

6



Snow